


COMSLAB® LONG SPAN CONCRETE FLOOR



BAILEY®
METAL PRODUCTS LIMITED





FEATURES & BENEFITS

- Stay in place form
- Single rebar at 24" o/c
- Limited shoring lines
- Saves concrete, rebar and weight as compared to cast-in-place concrete
- 10½" comslab with 5/8" drywall: stc = 56
- Nestable panels for efficient shipping

UL FIRE RATINGS

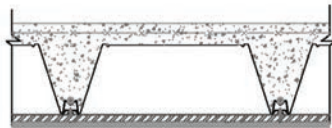
Unprotected



UL Number	Rating HR*	Min Concrete Topping
D930	1.0	2 1/2"
	1.5	3 1/2"
	2.0	4 1/2"

* Valid for both restrained condition (no span limitation) and unrestrained condition (up to 32'10")

Protected
5/8" drywall



UL Number	Rating HR*	Min Concrete Topping
D504	2.0	3 1/2"

* Valid for both restrained condition (no span limitation) and unrestrained condition (up to 32'10")

SPAN TABLES (ft)

Superimposed (LL 40psf + DL 25psf)

Rebar Size	20 GA		18 GA	
	10.5	11.5	10.5	11.5
#3	20.6	21.0	23.3	23.8
#4	22.4	22.8	24.9	25.5
#5	24.6	25.0	26.7	27.3
#6	26.9	27.3	28.8	29.4
#7	29.3	29.8	31.0	31.7
#8	31.8	32.3	33.3	34.0
#9	34.3	34.9	35.6	36.4

Superimposed (LL 100psf + DL 15psf)

Rebar Size	20 GA		18 GA	
	10.5	11.5	10.5	11.5
#5	19.9	20.5	21.7	22.5
#6	21.7	22.4	23.3	24.2
#7	23.7	24.5	25.1	26.1
#8	25.7	26.6	27.0	28.0
#9	27.8	28.7	28.7	30.0
#10	28.5	30.8	29.1	31.7
#11	29.0	31.7	29.5	32.2

ACCESSORIES



Comslab Closure



Comslab Chairs



Comslab Perimeter Trims
(10'-0")

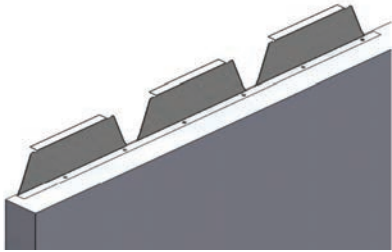


Comslab Pourstops
(10'-0")




INSTALLATION PROCESS


1. Fasten and align end closures to supporting structure.




2. Place and fasten deck.



3. Perimeter trims and restraint strap.



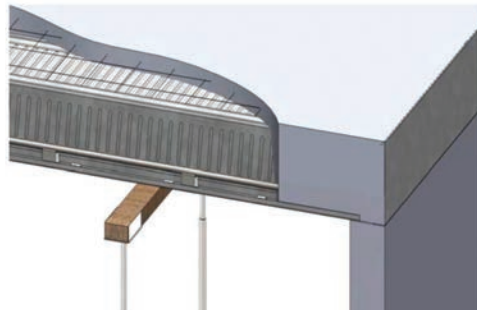
4. Rib reinforcement and mesh placement.



5. Secure shoring.



6. Place concrete.



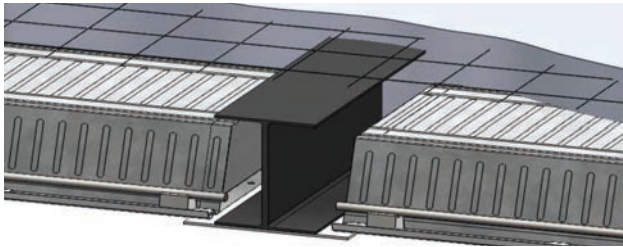
APPLICATIONS

- Hotel/Motel
- Mixed-use
- Dormitories
- Healthcare facilities
- Multi-residential
- Institutional




INCORPORATING COMSLAB TO YOUR DESIGN

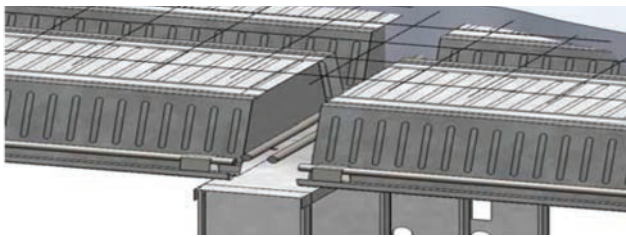
Structural Steel Inside Beam



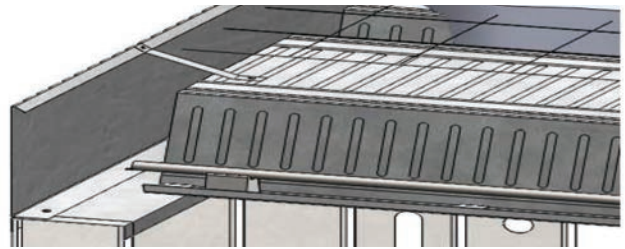
Structural Steel Edge Beam



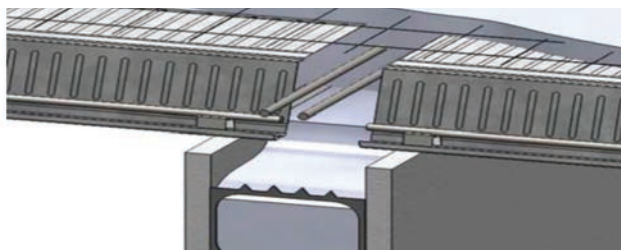
Light Steel Framing / Wood Framing Inside Wall



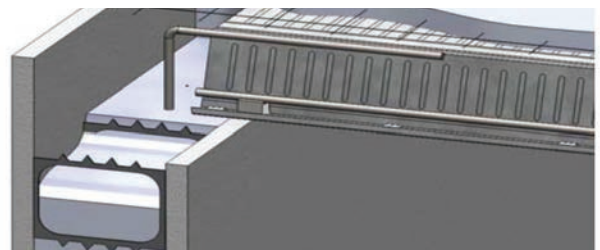
Light Steel Framing / Wood Framing Outside Wall



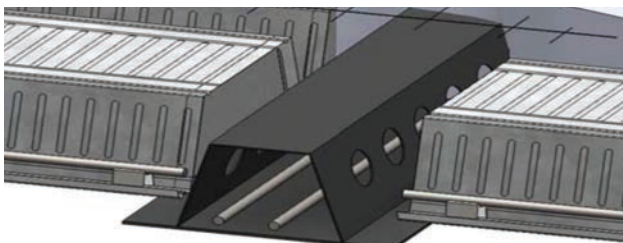
Insulated Concrete Form Inside Wall



Insulated Concrete Form Edge Wall



Deltabeam® by Peikko®



Versa: T Beam by Diversakore®

